



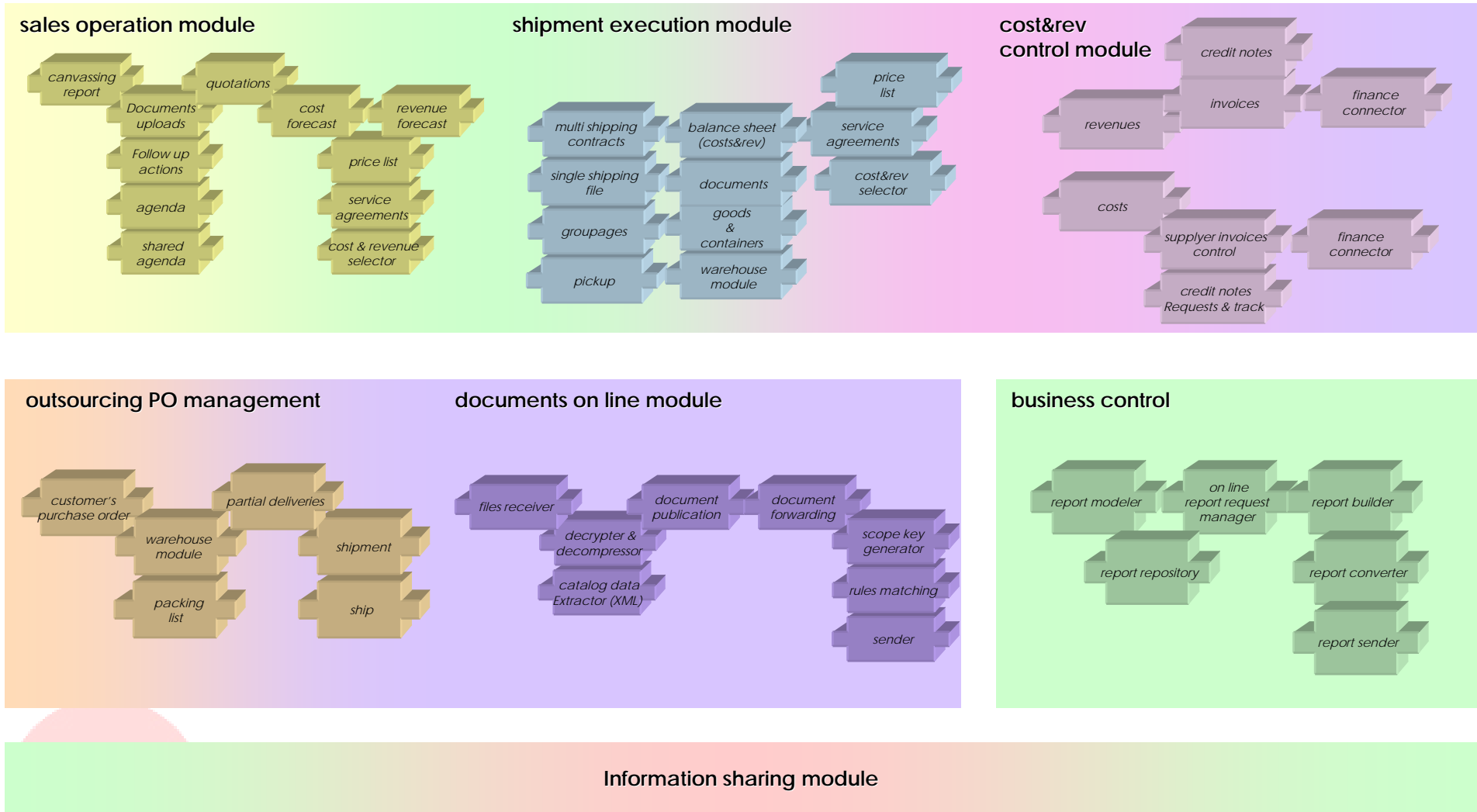
F r e i g h t O n W e b

User guide




High Tech Consultant Srl Vicenza

modular structure

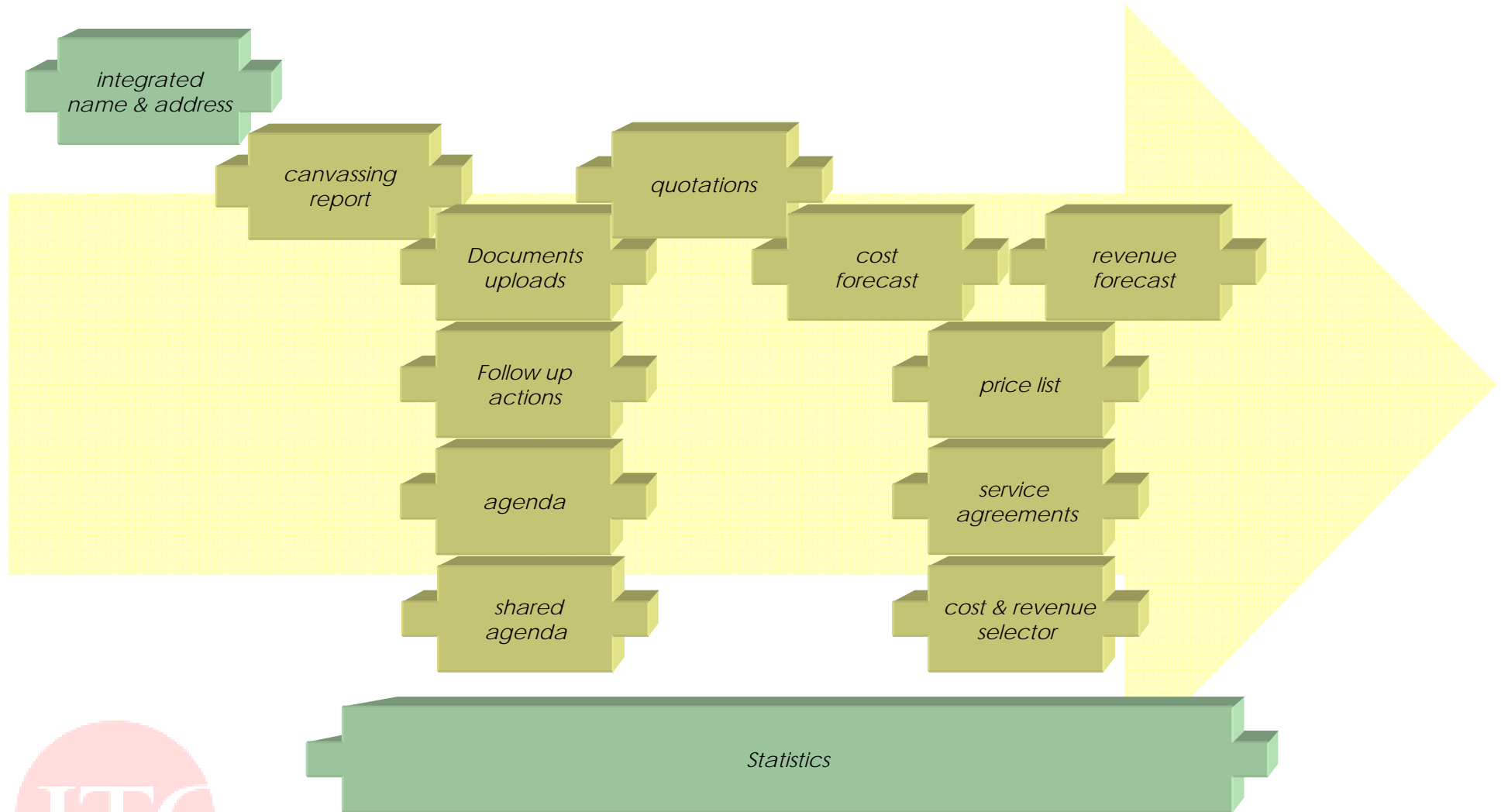
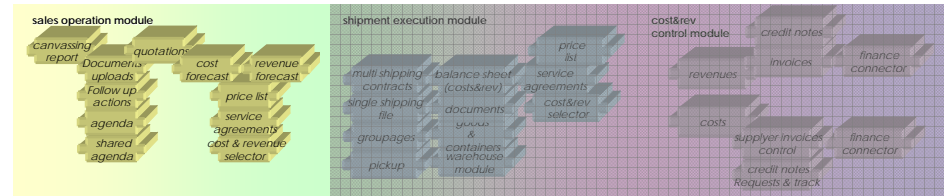


modular structure

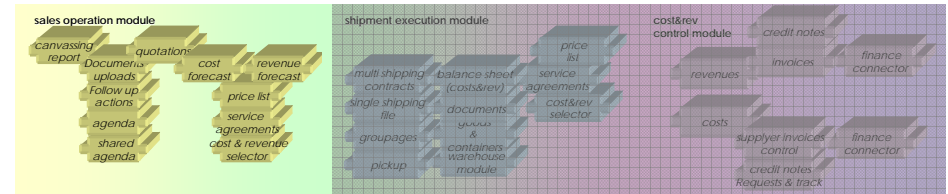
- support everyday operations:
 - sales operations module (CRM+q[©])
 - shipment execution
 - costs & revenues control
- support business control
 - report generator with on-line data (ROD[©])
- support your information sharing needs
 - Track & tracing (IDS [©])
 - customer's interaction module



sales module



sales module



Inserting a new canvassing report

It's a "CRM + quotation" integrated module. It lets you insert all the data you acquire in a customer meeting (or phone call). The objects you can use are:

- Canvassing report
- Actions to be done
- Uploaded documents
- E-mail and printouts of the C/R
- Sales leads

First you choose the prospect from the name and address grid. The grid contains the name of the prospect, his address, the number of C/Rs compiled, quotations in analysis status and quotations sent. Click on the number of C/Rs compiled and a new page will show you the prospect details, two tabs: one with the list of C/Rs compiled and the other with all the controls for insert a new C/R. Clic on the New C/R tabs and you can start inserting data. On the right you can see a screen shot of the first part of the "new canvassing report" page. Location of the event, the date, the status and the type of the C/R are the first data. Then you can specify if the action you made was to maintain or to acquire traffic.

The C/R can be in 3 states: Work-in-progress, Completed and Deleted. When you'll save a C/R in WiP status the system will only save your work. When you save it on the Completed status, the system will send the data to the address you specify at the bottom of the form.

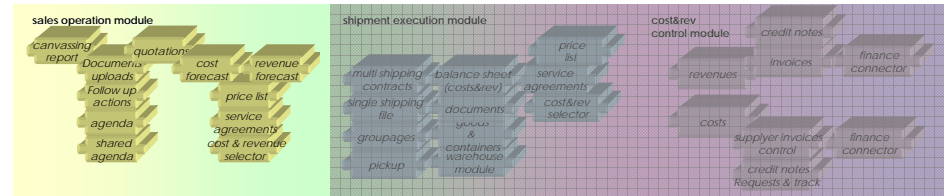
You can specify a geographic area of interest, the goal of the meeting, the type of goods to be transported, the volume and the delivery term.

You can insert people of the prospect organization acting like contacts, origin and destinations of goods and type of transportation service required. You can then insert objective gained and a summary of the meeting.

Click on the add button and FreightOnWeb save your work.

Inserting the summary or goals can be a time intensive task. Write long text on Notepad or Word and only when you are satisfied with the text then start compiling the canvassing report. Cut&Paste summary text on the page. On the contrary while you are writing a long text, the web session may drop for timeout (a security policy) and you'll lose your work.

sales module



Editing a canvassing report

Editing a canvassing report let you do some more activities:

- insert follow-ups
- insert attachments
- send sale leads to correspondents
- follow-ups

Adding a follow-up action let you assign a duty to someone in your organization (or to yourself). The action will have a due date, a description, an assigned person and a state. The action is inserted in the diary of the person in charge at the due date. FoW sends and e-mail to him when the action is saved and each day after the due date. If he update the action (i.e. status become Done) FoW sends an e-mail to the owner of the action.

upload attachments

If a prospect leave you a file important for the traffic (photos of special goods to be transported, data about traffic or a digital record of the meeting) you can upload on FoW and let your colleagues to share the contents.

Sending canvassing report by e-mail

Using the controls at the bottom of the page you can send Canvassing Report to a colleague in your firm or outside your organization. You put the e-mail address in the text control and click the send e-mail button. FoW will send the e-mail with attachment the canvassing report. A special report (sales leads) is sent when you use the sale leads section.

Remember to insert e-mail address in Name & Address form of the correspondent.

Dettaglio rapporto (ut:Enrico) HTC Srl - Vicenza

Salva Annulla Stampa

Compilatore
 Utente: Test
 Filiale: Sede Vicenza

Gestione evento
 Luogo evento
 Vicenza
 Data evento
 15/04/2004 +
 Tipo evento Stato
 Visita Lavorazione
 Manutenzione Nuova acquisizione
 Regione
 Obiettivo dell'azione commerciale
 Acquisire traffico diverso da quello generato da Impianti Generali
 Settore merceologico **Selezione**
 ACCIAIERIA
 Volume
 Resa

Gestione contatti
Contatto - Selezione
 UGO ROSSI E

Origini Nuova	Destini Nuovo	Servizi richiesti Nuovo
Armenia, Utz	New York(USA), Nedw York	Marittimo E

Risultato in sintesi
 Concordata consegna offerta per i traffici vicenza NewYork e Utz/Vicenza. FCL 40' BOX via Venezia.

Particolari del colloquio
 Cordiale. Hanno usato il servizio della PPP Spa ma sono rimasti delusi. Ho visto camion della Autamarocchi.

Copie a personale interno
 Test; +

Copie a personale esterno [separati da ;]
 rocchi@global-transport.it Invia mail

Azioni
Nuova azione

Link	Data scadenza	Incaricato	Tipo	Compilato da	Filiale	User
1-2004	17/04/2004	Test	Offerte	Test	Sede Vicenza	
2-2004	19/04/2004	Matteo Zambon	Fax	Test	Sede Vicenza	

File Allegati
Nuovo allegato
 Non sono presenti file allegati alla pratica

FoW let you set up a workflow to trace and remember follow ups. A message is inserted in your agenda at due date

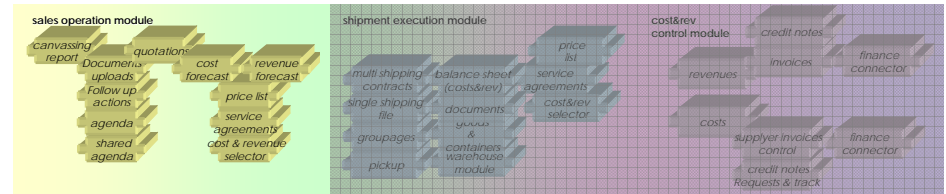
Share a file is as easy as upload an attachment. Once uploaded each person in your organization may share with you the contents

FoW let you share automatically canvassing report inside your organization through a specific authoritative model.

Moreover, you can share sales actions with whoever you need



sales module



Quotation - general data

A quotation can be spot or repeatable. This mean you can exhaust a quotation when you generate the first shipment or let it generate many shipments. When a quotation is "quoted" it cannot be modified and can only generate shipments. If you need to modify costs or revenues you can copy the quotation in a new one.

A quotation is divided into two main parts: the former collects general data the latter is about costs and revenues

Locations (POL, POD, ...)

General data like quotation date, weight limit, status, departures frequency, transit time, next departure, payments terms, transport service required, delivery terms, correspondent)

Names of goods

Data about dangerous goods

Text description of the quotation

Special instructions

Insurance terms and calculation

A quotation is often based on a collection of hypothesis, FreightOnWeb calls them projects. Costs and revenues can be constant or by project. In an export quotation the fob set of costs and revenues are the same whatever shipping company or service will you decide to use. This let you insert every economic evaluation made to build the final quotation. Each project has a own separate costs and revenues details section.

A quotation can be printed using various personalized layout. Quotation print outs are in Word format and you can modify it.

FoW can be setup to associate correspondents to ports of competence. The quotation module can therefore associate each quotation with the right correspondent through the POD (export) or POL (import). This let you automatically write in the quotation the address and telephone numbers of your correspondent.

Dettaglio Offerta
HTC Srl - Vicenza

Intestatario: Impianti Generali Roma, Italy
Tipo Offerta: Offerta
Modalita di spedizione: FCL
Pratica: OEM_1 2005

Quotata Transito

Luoghi dell'offerta

Carico (New York(USA))
 New York
 Imbarco (New York(USA))
 New York
 Sbarco (Italy)
 Civitavecchia
 Scarico (Italy)
 Roma

Dati generali

Data offerta: 05/03/2005 + Assicurato: Si' v
 Validita': Limite peso: Mod.invio: Non inviato v
 Frequenza partenze: Tempo transito: Prossima partenza:
 Termini di pagamento: Modalita' di pagamento:
 Tipologia servizio:
 Termini spedizione: CIF v

Corrispondente - Selezione - Sel ass corrispondenti/parti - Pulieri

Indirizzo corrispondente:
 Importa assicurazione nella spedizione
 Da: A:
Merce
 Esclusioni:
 Val.da assicurare: EURO v Stampa valore da assicurare
Pericolosità della merce
 Codice IMCO: Merce pericolosa
 Tasso ottenuto: Tasso applicato:
 Minimo ottenuto: Minimo applicato:
 Importo franchigia: Percentuale franchigia: % Stampa franchigia e scoperto
 Importo scoperto: Percentuale scoperto: %
 Oggetto:
 Istruzioni speciali:

sales module

Quotation – inserting costs

In FreightOnWeb each cost (and each revenues) is associated with a category. The category establishes:

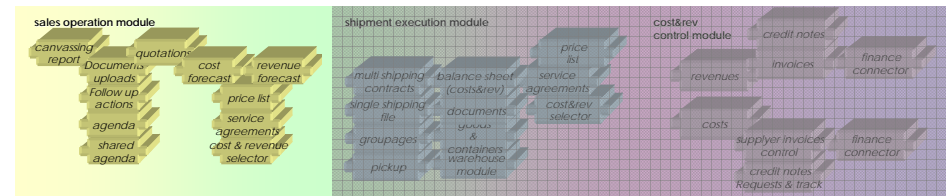
- the category of supplier to show
- the VAT kind to be applied
- the account category for finance module

The category table is in the lookup table section of FreightOnWeb and must be compiled before starting operations on costs & revenues

To insert a cost first choose the right cost category, then the supplier (not mandatory until quotation must become "Quoted"), a contact of the supplier or a tracking number or a reference, if it's a brokerage commission (in that case you have to specify if it will be paid by a discount in the supplier invoice or by a supplier credit note), the description, the currency, the exchange rates, the amount in currency, quantity, unit of measure of quantity and the print out order.

Costs can be inserted in two more ways: from cost selector or from contracts.

At last you can print the quotation. FreightOnWeb will prepare a Word file with as you want and let you modify, save or send via e-mail.



Costi/Ricavi

HTC Srl - Vicenza

Utile parziale: 226.96

Costi										
Link	Tipo costo	Fornitore	Descrizione	Valuta	Cambio	Importo	Q.ta'	Totale	Cancella	User
1-2005	(C) TRASPORTO CAMIONISTICO	Autotransport Spa	Trasporto da Civitav...	EUR	1.00	500.00	1 CNTR 20' BOX	500.00	Cancella	
2-2005	(C) NOLO MARE	Q&O Lloyds	Nolo Mare New York C...	USD	0.77	1,000.00	1 CNTR 20' BOX	773.04	Cancella	

1/1

Ricavi										
Link	Tipo ricavo	Destinatario	Descrizione	Valuta	Cambio	Importo	Q.ta'	Totale	Cancella	User
1-2005	(R) NOLO ALL INC MAR...	Impianti Generali	Nolo e scarico ALL In...	EUR	1.00	1,500.00	1 CNTR 20' BOX	1,500.00	Cancella	

1/1

Progetti d'offerta

Non sono presenti progetti d'offerta.

Dettaglio costo

Compilatore
 Utente: Enrico Aramini
 Filiale: Sede Vicenza

Tipo costo
 (C) NOLO MARE

Fornitore **Seleziona**

Persona/Contratto/Convenzione

Senseria/Ristorno

Descrizione

Valuta	Cambio	Importo
USD (US Dollars)	0.773036	1000

Nazionale	Internazionale
NOLO ALL INCLUSIVE VIA MARE	

Valuta	Cambio	Importo
EURO	1	1500

Q.ta'	UM Q.ta'	Ordine
1	CNTR 20' BOX	10

Ricavo

Compilatore
 Utente: Enrico Aramini
 Filiale: Sede Vicenza

Tipo ricavo
 (R) NOLO ALL INC MARE Naz: 100% VAT 10% ()

Destinatario **Seleziona**

Senseria/Ristorno

Descrizione

Valuta
 USD (US Dollars)

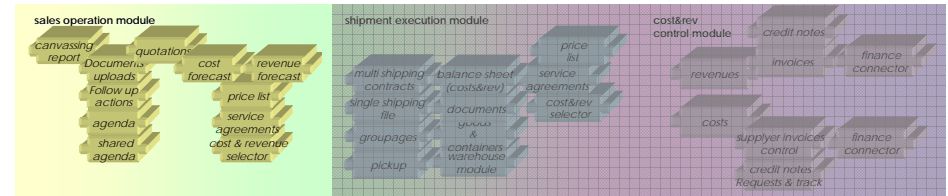
Cambio
 0.773036

Importo
 1000

Q.ta' UM Q.ta' Ordine
 1 CNTR 20' BOX 20

High Tech Consultant Srl Vicenza

sales module



Quotation – importing costs from the costs&rev selector

Costs can be inserted in two more ways: from cost selector or from contracts. The former is a filter you apply to existing costs inserted in the past. You can filter costs inserted in quotations or in shipments. You can filter by a specific quotation, a category of costs, the supplier, a phrase in the description, POL, POD, origin, destination and the type of quotation (spot or repeatable). FreightOnWeb shows you the resulting list and with a click you can import costs into your quotation.

In the screen shots at right the user has chosen to query the database about ocean import shipments costs about the category road haulage in import with destination TREVIOLO.

With this functionality you can see costs paid by branch offices different from yours thus using a cross enterprise information, without requiring that your colleague share information with you.

With this functionality you can insert either costs or revenues.

Quotation – importing costs from contracts

Through the contracts functionality you can insert costs (and revenues) directly from an agreement established with the customer. Click on the import costs from contract button. FreightOnWeb will show the list of active contracts. Choose the one of your interest (1), mark the costs (or revenues) you need and insert quantity (2). At least click on Save link at the bottom. FreightOnWeb will import chosen costs in your quotation.

You will have a third way to import costs & revenues on shipment functionality: by rate.

Costi/Ricavi

Lista Filtro

Applica filtro

Preleva da offerte Preleva da spedizioni

Tipo Spedizione Export Mare

Tipo costo/ricavo Costo

Seleziona (C) NOLO MARE

Fornitore

Descrizione

Destino

Share

barcellona

Aggiungi selezionati

C - Costo
R - Ricavo
C_SR - Senseria/ristorno passivo
R_SR - Senseria/ristorno attivo

Tipologia	Descrizione	Carico	Porto di origine	Scarico	Porto di destino	Fornitore	Unita' di misura	Importo	Dettaglio
C (C)	NOLO VI/BARCELONA MARE	VICENZA	Venezia	BARCELONA	Barcellona	Q&O	COLLI	200.00 EUR	Dettaglio
C (C)	NOLO MARITTIMO VE/BA...	Vicenza	Venezia	Barcellona	Barcellona	Q&O	CNTR 40' BOX	600.00 EUR	Dettaglio

Inserimento Costi/Ricavi da contratti (ut:Enrico)

HTC Srl - Vicenza

Salva

Link	no Contratto	Data Inizio	Data Fine	Descrizione	
2	2004	Export Mare	31/12/2004	01/01/2004	CONTRATTO BARCELONA

Salva Annulla

http://213.82.113.35/fow/Spedizioniere/PopUpSel/PopUpCostiRicavi.asp?COD=2&Eserc=2004&T=0

Costi

Link	Tipo costo	Fornitore	Descrizione	Importo	Cambio	Qta	Totale	Qta
3	(C) TRASPORTO CAMIONISTICO	Autotransport	POSIZIONAMENTO VE/VI E RITIRO	200.00	1.00 EUR	1 CNTR 40' BOX	200.00	1
4	(C) NOLO MARE	Q&O	NOLO MARITTIMO VE/BARCELONA	200.00	1.00 EUR	1 CNTR 40' BOX	200.00	1

Ricavi

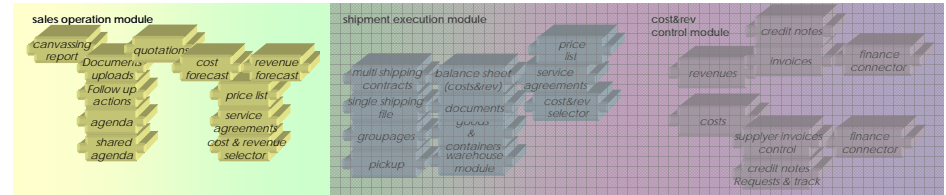
Link	Tipo ricavo	Destinatario	Descrizione	Importo	Cambio	Qta	Totale	Qta
1	(R) PRESE	Impianti Generali	PRESA < 100 KM	200.00	1.00 EUR	1 CNTR 40' BOX	200.00	1
2	(R) PRESE	Impianti Generali	PRESA TRA 101 E 300 KM	350.00	1.00 EUR	1 CNTR 40' BOX	350.00	1
3	(R) NOLO ALL INC MARE	Impianti Generali	TRASPORTO ALL INC VI/BARCELONA	800.00	1.00 EUR	1 CNTR 40' BOX	800.00	1

Salva Annulla



sales module

Print out samples



Your Shipping Advisor Srl
Vicenza - Italy

Cartellina Offerta - 1_OEM 2005

Data offerta: 05/03/2005
Validità: 30 gg
Termini di spedizione: CIF
Dettagli merci: Impiantistica varia
Tipologia servizio: Servizio EXPRESS
Intestatario: Impianti Generali - (Tel: 06 5555555, Fax: 06123456)
Carico: New York (New York(USA))
Scarico: Roma (Italy)
Merce pericolosa: No
Istruzioni speciali:
 Assistenza all'imbarco e allo sbarco da parte di nostro personale

Assicurazione:

VALORE DA ASSICURARE	TASSO OTTENUTO	TASSO APPLICATO
5000000,00	0,2	0,3

Costi:

FORNITORE	DESCRIZIONE	IMPORTO	Q.Ta	TOTALE
Aziatransport Spa (Tel: 040 444444)	Trasporto da Civitavecchia a Roma	500,00 EUR	1 CNTR 20' BOX	500,00 EUR
Osc Lloyd's (Tel: 041 414141)	Nolo Mare New York Civitavecchia.	1,000,00 USD	1 CNTR 20' BOX	773,04 USD

Ricavi:

DESTINATARIO	DESCRIZIONE	IMPORTO	Q.Ta	TOTALE
Impianti Generali	Nolo e scarico ALL INCLUSIVE	1,500,00 EUR	1 CNTR 20' BOX	1,500,00 EUR

Progetti offerta:

DATA	DESCRIZIONE
------	-------------

Your Shipping Advisor Srl
Vicenza - Italy

Spett.le:
Impiantisti Generali
Piazza Italia, 1
00195 Roma

Vicenza, 05/03/2005
Oggetto: offerta - 1_OEM 2005

Egredi Sig.ri, con la presente Vi sottoponiamo la nostra migliore offerta per la realizzazione del traffico merci sotto descritto.

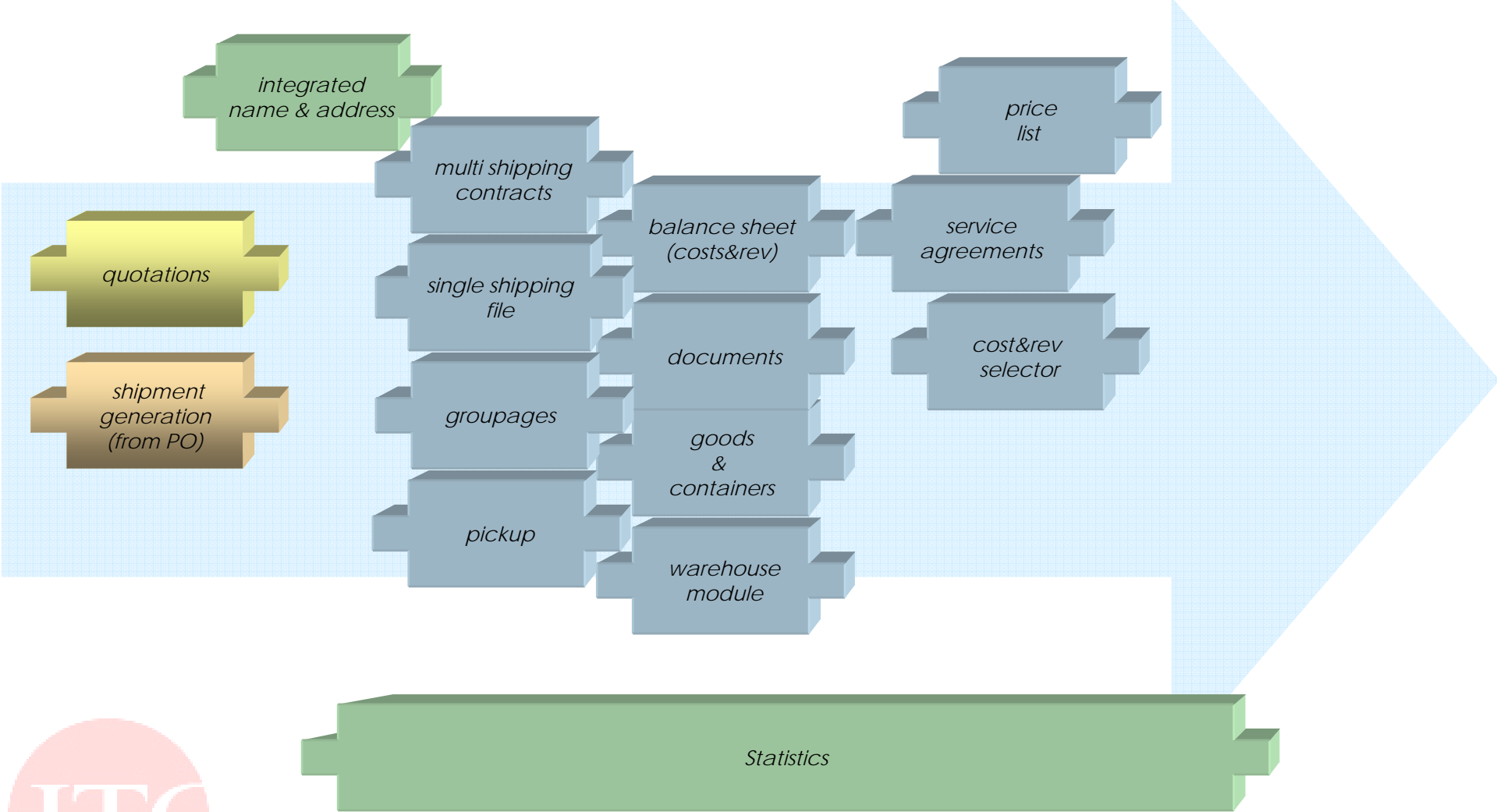
Dettagli merci: Impiantistica varia
Tipologia servizio: Servizio EXPRESS
Carico: New York (New York(USA))
Scarico: Roma (Italy)
Merce pericolosa: No
Istruzioni speciali:
Assistenza all'imbarco e allo sbarco da parte di nostro personale

Assicurazione:

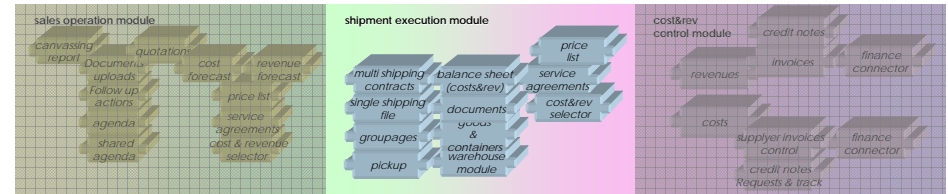
VALORE DA ASSICURARE	FRANCHIGIA	TASSO APPLICATO	PREMIO
500,00 EUR	100,00 EUR	0,3 %	300 EUR

DESCRIZIONE **IMPORTO** **Q.Ta** **TOTALE**
Nolo e scarico ALL INCLUSIVE **1,500,00 EUR** **1 CNTR 20' BOX** **1,500,00 EUR**

operations module



operations module



Type of shipment

Shipment can be in export or in import, ocean, air or ground (trucks or railways). For ocean shipments you can choose FCL or LCL. LCL can be aggregated in groupages. Basic data, cost & revenues are present in each type of shipment so in case of groupage you can insert costs in the groupages and revenues in each LCL shipment.

Moreover you can create Set-Of-Shipments of either LCL or FCL for other purpose. For example you can keep together shipments of a single yearly agreement with a customer, or collect ocean shipment by ship. Also in set-of-shipment you can insert costs and revenues on the set itself, thus not assigning them a specific shipment (S.O.C. renting costs, vessel rate, ...). Groupages or single shipment can be inserted in set-of-shipment. Through statistic printouts you can control the economic situation of complex contracts.

On the shipment module you find objects like:

- Costs & Revenues
- Goods & Containers
- Packing list
- Master/House Bill of Lading
- Customs declaration
- Documents
- Generation of a shipment

You can generate shipments with a quotation or not. Starting from a "quoted" quotation you can generate a shipment. From the detail page of the quotation click on the generate shipment button. General data are copied (after a confirm request) from the quotation to the shipment together with costs and revenues. Costs and revenues of the shipment are named Running costs and revenues.

Remember that costs and revenues are copied from the quotation, that is FreightOnWeb can always compare forecast with running costs&revenues version.

Dettaglio Spedizione

HTC SH - Vicenza

Salva
Annulla
Cancella
Duplica

Dati base
Chiudi spedizione
Note avanzate

Costi/Ricavi
Assicurazioni
Non conformita

Merci/Containeri
Bolle doganali
Dati Polizza

Stampe
Documenti
Gestione Eventi

Riassunto merci/container

Merci	Container
Bulloni () 2000 PZ 12000 KG Tubi in acciaio () 750 PZ 21 T	2 x 20' BOX FT

Merci generiche

Merci generiche
Impiantistica varia

Packing list

[Packing list](#)

Link	Imballo	Quantita'	Misura (LPH)	Volume	Peso	Et. Peso
1	Casse	5	500x100x150 Cm	37.5 M3	21500 KG	
2	Pallet	20	120x80x157 Cm	30.144 M3	13500 KG	

Luoghi della spedizione

Luogo di carico (Italy)	Porto d'imbarco (Italy)	Peso totale	Unita di misura peso
Roma	Civitavecchia	35	T
Porto di sbarco (New York(USA))	Luogo di scarico (New York(USA))	Volume totale	misura volume
New York	New York	67.644	M3
		Colli totali	M3
		25	

Date della spedizione

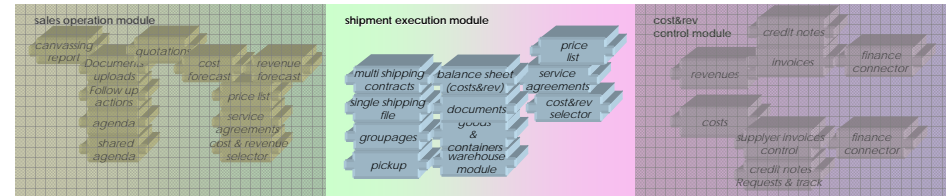
Partenza stimata	Arrivo stimato	Data partenza	Data arrivo
15/03/2005	10/04/2005		

Pericolosità merce

Merce pericolosa
 Codice IMCO



operations module



Cost and revenues of the shipment

From an architectural point of view the basis of shipment costs and revenues is the same of quotations.

The first page of costs and revenues shows 3 buttons to import costs/revenues from Selector, Contracts or Rate Price Lists.

The first table summarizes the running and verified profit.

In the following table you'll find 3 tabs: summary, New cost, New revenue. In the first tab you find the complete set of costs and of the revenues. Costs table has the following columns:

- cost category
 - supplier,
 - Description,
 - Currency,
 - Exchange rate,
 - Running amount,
 - Quantity,
 - Total amount (in the enterprise currency)
 - Invoice ref (if the cost has been controlled)
 - Invoice currency, exchange rate and amount
- The revenue table shows the following columns:
- Revenue category,
 - Customer,
 - Description
 - Currency, exchange rate and amount,
 - Quantity
 - Total
 - Invoice ref (if the revenue has been inserted in an invoice)

On the top of the table you can find a link to insert the exchange rates of costs and revenues by vessel. First you declare the currency with the exchange rate, then click add button and finally apply the exchange rate to existing costs or revenue or only to costs and revenues inserted later.

Costi/Ricavi HTC Srl - Vicenza

Riepilogo utili

Pratica: Export Mare 1_2005	
Utile Effettivo	226.96
Utile In formazione	226.96 ?

Costi/Ricavi

Costi - Report

Link	Tipo costo	Fornitore	Descrizione	Val.	Exc.	Imp. runn.	Qta	Tot.	Fatt.	Val. Fatt.	Exc. Fatt.	Imp. Fatt.	
2-2005	(C) TRASPORTO CAMIONISTICO	Autotransport	Trasporto da Civitav...	EUR	1	500.00	1 CNTR 20' BOX	500.00					Cancella
1-2005	(C) NOLO MARE	Q&O	Nolo Mare New York C...	USD	0.773036	1,000.00	1 CNTR 20' BOX	773.04					Cancella

1/1

Tot costi running: 1,273.04
Tot costi fatturati: 0.00

Ricavi - Report

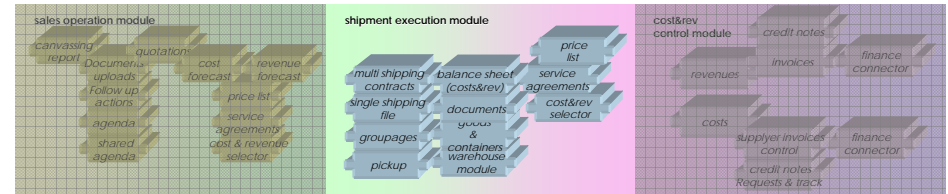
Link	Tipo ricavo	Destinatario	Descrizione	Val.	Exc.	Imp. runn.	Qta	Tot.	Fatt.
1-2005	(R) NOLO ALL INC MAR...	Impianti Generali	Nolo e scarico ALL I...	EUR	1	1,500.00	1 CNTR 20' BOX	1,500.00	

1/1

Tot ricavi running: 1,500.00



operations module



Cost and revenues specific fields

To insert a new cost you have to decide if it's a brokerage commission you will receive (negative cost). In this case you must say the way of payment. You can choose between discount in the supplier invoice or a credit note from the supplier.

Then you choose the cost category. Remember that cost category establishes:

- the category of supplier to show
- the VAT kind to be applied
- the account category for finance module

Then you can choose the supplier. If you already hold in your hands the supplier invoice you can insert here the invoice data without insert later the invoice as part of the cost control procedure. You must insert the reference number, the date and the control process date. FreightOnWeb will generate for you the invoice and link it with the shipment cost you are inserting.

In the description field you can insert comments or other information. At least you choose the currency, the exchange rate, the amount, the item unit of measure and the item quantity. Click on Save and the summary page will show you the newly added cost.

In the New Revenue page you'll find about the same structure. You can say the revenue is a brokerage commission. In that case you will have to send an invoice. The record you are inserting can also be a credit note to your customer. In that case the amount will be negative.

You have to choose the category of revenue and if the revenue is immediately inserting in an invoice, without waiting that the shipment become a "Closed" shipment. The destination of the revenue is the subject to be charge by the invoice. It can be the shipper or whoever is in the Name & Address table marked as destination of revenues.

Riepilogo Nuovo Costo Nuovo Ricavo

Costi - Report

Link	Tipo costo	Fornitore	Descrizione	Val.	Exc.	Imp. runn.	Qta	Tot.	Fatt.	Val. Fatt.	Exc. Fatt.	Imp. Fatt.	
2-2005	(C) TRASPORTO CAMIONISTICO	Autotransport	Trasporto da Civitav...	EUR	1	500.00	1 CNTR 20' BOX	500.00					Cancella
1-2005	(C) NOLO MARE	Q&O	Nolo Mare New York C...	USD	0.773036	1,000.00	1 CNTR 20' BOX	773.04					Cancella

Tot costi running: 1,273.04
Tot costi fatturati: 0.00

Ricavi - Report

Val.	Exc.	Imp. runn.	Qta	Tot.	Fatt.
EUR	1	1,500.00	1 CNTR 20' BOX	1,500.00	

Riepilogo Nuovo Costo Nuovo Ricavo

Salva

Senseria/Ristorno

Tipo costo: [dropdown]

Fornitore: **Seleziona - Pulisci**

Se fattura immediata - Seleziona

Num. fatt. [input] Data fatt. [input] Data controllo [input]

Descrizione: [input]

Valuta: EURO Cambio: 1 Importo: 1

Q.ta' [input] UM Q.ta' [dropdown]

Ricavo associato: <NESSUNO>

Riepilogo Nuovo Costo Nuovo Ricavo

Salva

Senseria/Ristorno Note credito a cliente

Tipo ricavo: [dropdown] Subito fatturabile

Destinatario: **Seleziona - Pulisci**

Descrizione: [input]

Nazionale [input] Internazionale [input]

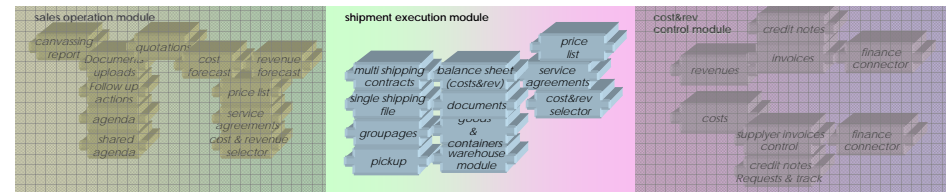
Valuta: EURO Cambio: 1 Importo: 1

Q.ta' [input] UM Q.ta' [dropdown]

Costo associato: <NESSUNO>



operations module



Goods and container

In every shipment you can insert the goods. In an ocean shipment you can insert also the containers and associate the goods with containers. Everything is done through the goods management module. On the right you can see the summary page with the table of goods and of containers. For each item you can see main data and some links to operate some functionalities. **Load** is used to say on which container the item was loaded partially or completely. **Changing** is used when the quantity changes during load or handling process. **Linked pickup** let you associate the goods with a pickup.

On the container table you can charge goods through the **charge** link or insert a specific picking list.

Warehouse management. FreightOnWeb has a structure that can be used to manage warehouses. Each item of goods inserted in FreightOnWeb is inserted into a set-of-goods. And then managed during his life through movements. From a warehouse to a shipment to a purchase order to a delivery ... and so on. So when you insert a goods in FreightOnWeb you are coding an article in a warehouse management. This can be a boring activity mostly if you will never use it! For this reason when you insert a good in a shipment you can code it or use an existing one. Obviously you can re-code existing item but this is not a problem for FreightOnWeb, simply you will have thousands of identically items.

For each items you can insert: origin, destination, place of loading and of consignee.

For containers is easier. You insert a number of containers choosing the type from a lookup table. For each container you can insert the ISO SSCC code or saying it's a Shipper Owned Container declare a customized SSCC. After that you can load each container with goods or for each goods state where they are loaded. FreightOnWeb call this process assignation of goods to containers.

For each goods you can record a custom clearance.

Gestione Merce HTC Srl - Vicenza

Riepilogo **Nuova merce** Nuovo container Assegnazioni

Cambia indirizzi

	Peso	Qta	Caricatore	Ricevitore	Carica	Rettifica giacenze	Presa relativa	User
Tubi in acciaio	21 T	750 PZ	Bulloni e affini 36100 Vicenza Vicenza Fattura 1234/05		Carica	Rettifica giacenze	Pres relativa	
Bulloni	12000 KG	2000 PZ			Carica	Rettifica giacenze	Pres relativa	

Container: 2 x 20' BOX FT

Link	Codice	Volume caricato	Peso caricato	Esubero	Packing List	User Note
20' BOX FT	HTCU 678345/9	Carica			Packing List	
20' BOX FT	HTCU 345123/6	Carica			Packing List	

Salva Annulla Cancella

Codice

1

Articolo

Tubi in acciaio

Quantita'

750

Peso

21

T

Peso lordo

21.5

Peso tassabile

22

McTotale

34

Provenienza della merce

Fornitore - **Selezione - Pulisci**

Acciaierie Valchiara

Nazione - **Sel. - Pulisci**

Italy

Indirizzo

Viale del Lavoro, 1

Prov/Area **Selezione**

Vicenza

CAP

36100

Citta'

Vicenza

Destino della merce

Nazione - **Sel. - Pulisci**

New York(USA)

Indirizzo

Kennedy Rd 1200

Prov/Area **Selezione**

CAP

Citta'

Atlanta

Riferimento merci

Bolla doganale - **Nuova**

Caricatore - **Selezione - Pulisci**

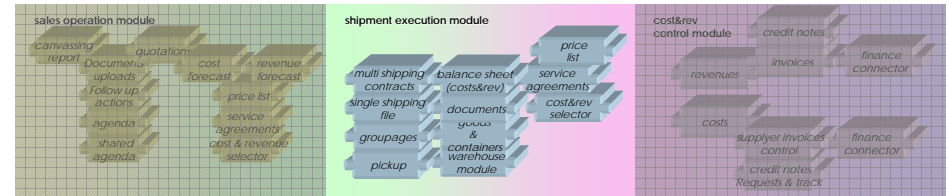
Bulloni e affini

Bulloni e affini SpA
Via Monte Giove
36100 Vicenza Vicenza
Fattura 1234/05



High Tech Consultant Srl Vicenza

operations module



Other important functionalities

Other functionalities are present in the system and often are quite complex to be shortly described here. However for shipping module here are some extension available.

Events

During shipment you can insert a sort of diary of the shipment. The contents can be shown on the tracking site for customers. Events can be generated by users manually or automatically by FreightOnWeb.

Bill Of Lading data

To print the B/L document some informations are necessary. You can insert them in this page. You can House B/L associating with goods inserted on the shipment.

Claims

The system is used by ISO 900x or Vision 2000 certified freight forwarders and thus own the functionalities necessary to manage the procedure and maintain the information about quality system. In the shipment you can insert claims.

Groupage

Each groupage is exactly a shipment thus with the same functionality. Moreover it has the "add LCL shipment" link that let you insert any LCL shipment into a groupage. The groupage has costs and revenue, goods and containers (goods are taken automatically from LCL daughter shipments), B/L, ...

Set-Of-Shipment

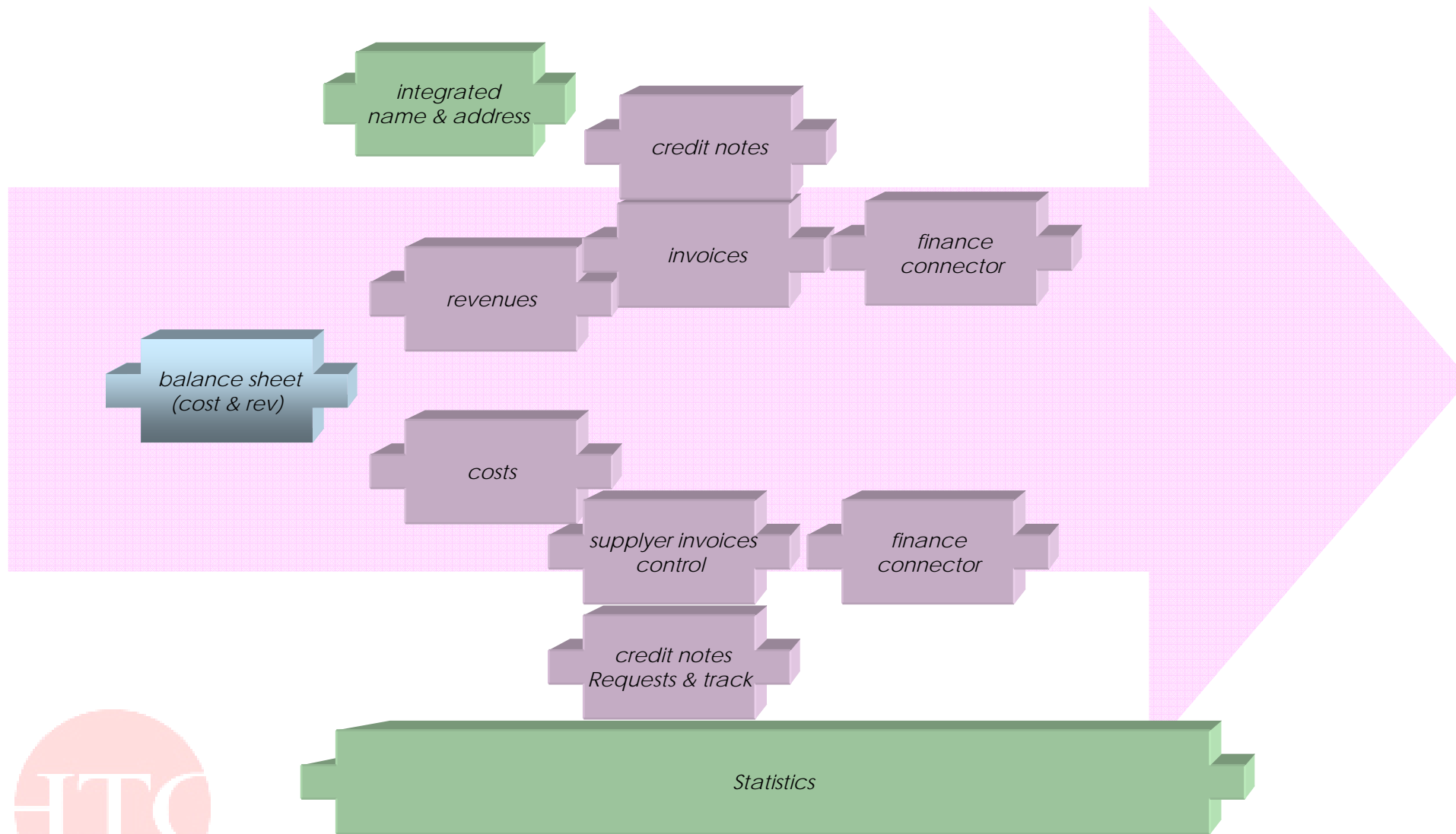
The difference between a groupage and a Set-Of-Shipment is that the latter can group shipment for a long time not for a single global shipment. It's used to manage multi year contracts, with equipment costs for example. You can rent a ship and add renting costs in the set-of-shipment while aggregating single shipment with their specific costs and revenues. At last you'll have a balance sheet for the ship activities.

Rate calculation

A complete calculation of rates is implemented to let you insert the list price of a road transportation or air company. You insert the price list, in the shipment you insert measures of goods and FreightOnWeb will calculate the amount to be paid o to charge.



administrative module



administrative mod.

Introduction

Every data inserted in costs and revenues module can be used for billing purpose or supplier invoice check-in. An highly automated procedure let you manage the administrative workflow with the flexibility needed.

FreightOnWeb has specific interfaces to finance module that let you extract invoices and send them to your finance software package.

Customers Invoices

FreightOnWeb can extract Running Revenues to build-up a customer invoice. You specify the customer, and invoice header data (Customer, Customer Data, Payment term, Bank account, Invoice note and Currency).

Then clicking on Body tab, then on the Import revenues button you can import revenues from shipment. FreightOnWeb shows you a list of shipment that has revenues for that customer still not inserted in any invoice, that are flagged as "Immediately Invoiceable" or inserted in Closed shipments. You can choose revenues to import either by Closed shipments (i.e. all revenues in that shipment) clicking the corresponding flag or by single revenue clicking on "Select" link. Then you can import revenues with the Import button. You can repeat the process more than once on the same invoice. You can filter the shipment list by a specific period, a shipment mandatory, shipment status or shipment ID.

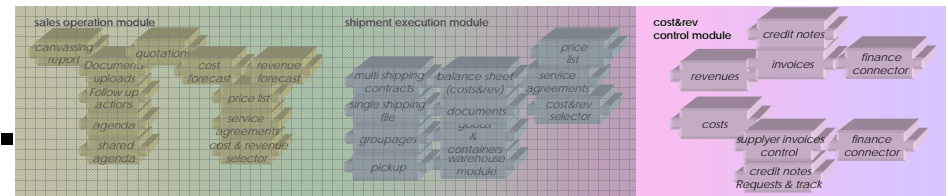
In the invoice you can also insert descriptive rows or revenues not part of a shipment.

FreightOnWeb assigns to the invoice the status "Editing" and an unique ID. Then you can edit the invoice. Clicking on the status link in the invoice list FreightOnWeb will change the invoice status to "Compiled" and "In emission".

In each stage you can demote the invoice to the previous status.

The next step is to promote the status to Emitted. During this phase FreightOnWeb assign to the invoice a protocol number and a date. The invoice is no more erasable and is ready to be exported to your finance module. You can avert the invoice only emitting a Credit Note. After exporting the invoice to finance module it is in the "Exported" status. For the uniqueness of the protocol number you cannot delete an invoice but the last. In such case the assigned protocol number will be reused on the next invoice.

You can print the invoice with "Print" button.



1 clic

2 clic

3

4 clic

5

FreightOnWeb

Parametrazioni
Tabelle lookup

Homepage
Cambio filiale

+CRM
+Offerte
+Contratti
+Listini
+Prenotazioni
+Ordini d'acquisto
+Groupage
+Raggruppamenti
+Prese
+Gestione MAWB
+Spedizioni
-Fatture
+Passive
-Attive
In corso
Compile
Emesse
+Note di credito

Fatture attive in corso (ut:Enrico)
Dettaglio fattura attiva

Nuova fattura

Salva Annulla Cancella Stampa

Filtro Sede Vicenza

Testata Corpo Piede

Testata

Numero fattura Data fattura
1233 07/03/2005 +

Cliente/Intestatario - Seleziona - Pulisci Partita Iva
Impianti Generali 02321530244

Dati cliente
()

Termini pagamento Modalita' pagamento
30 GG D.F. F.M BONIFICO

Banca appoggio Seleziona

Note fatturazione

Valuta
EURO

HTC Srl - Vicenza

Salva Annulla Cancella Stampa

Testata Corpo Piede

Corpo

Seleziona spedizioni/groupage Aggiungi riga Aggiungi riga descrittiva

Selezione spedizioni

Importa Annulla

Filtro Tutte le spedizioni

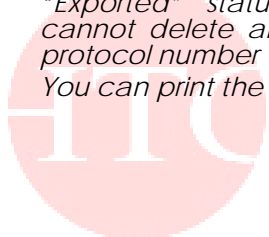
Posizione

Cod sped	Stato	Intestatario	Data	Ricavi	
EM1-2005	C	Impianti Generali	05/03/2005	EM1-2005	4 di 4 Seleziona
EM4-2004	C	Impianti Generali	16/04/2004	EM4-2004	

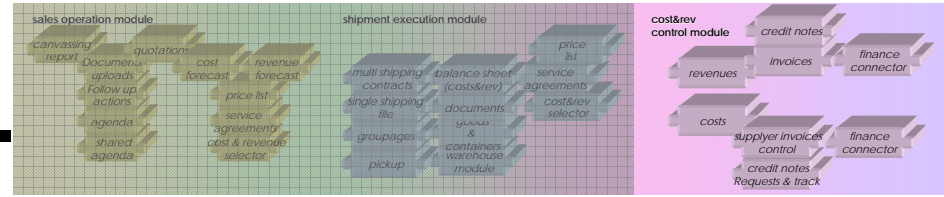
1/1

You can insert descriptive rows or rows with amount in the invoice clicking on the add descriptive rows or add rows.

Flag the control to select all the revenues of the shipment. Click the Select link to choose a single revenue in the shipment.



administrative mod.



Supplier's Invoice Check

FreightOnWeb stores your forecast and running Cost & Revenues. When you need to check in a supplier's invoice FreightOnWeb uses the running costs to help you in the cost matching process. After you have inserted the supplier data and invoice header data click the Selection link. FreightOnWeb will show you a list of Running Costs assigned to that supplier not yet linked with a invoice.

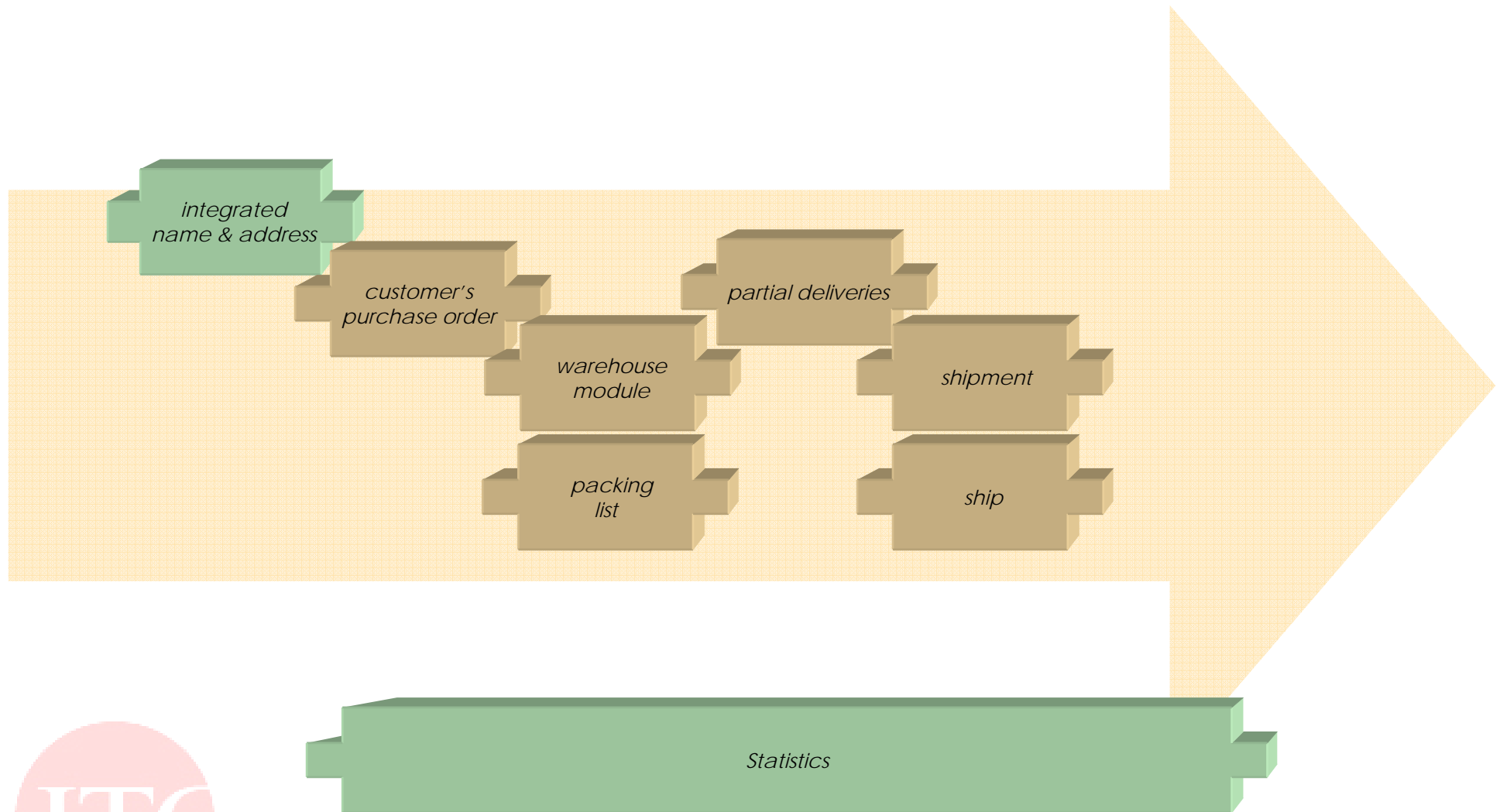
Choose the costs you need clicking the flag control on the right of each cost. You can filter for shipment code or pressing Ctrl-F on your keyboard search a word in the costs list. You usually will search for Container Code usually printed on the invoice. At the end click on the Save link and FreightOnWeb will import marked costs in the invoice.

Descrizione	Tipo costo	Pratica	Stimato	Effettivo		
Nolo Mare New York Civitavecchia	(C) NOLO MARE	Export Mare 1-2005	C:0.773036 I:1,000.00 V:USD	C: 1 I: 773.03 V: EUR	Enrico 05/03/2005	Elimina Dividi costo Richiesta NA
NOLO MARITTIMO VE/BARCELLONA	(C) NOLO MARE	Export Mare 1-2004	C:1 I:600.00 V:EUR	C: 1 I: 600 V: EUR	Enrico 05/03/2005	Elimina Dividi costo Richiesta NA
SCONTO	(C) SENSERIA	Export Mare 1-2004	C:1 I:-1.00 V:EUR	C: 1 I: -1 V: EUR	Enrico 05/03/2005	Elimina Dividi costo Richiesta NA

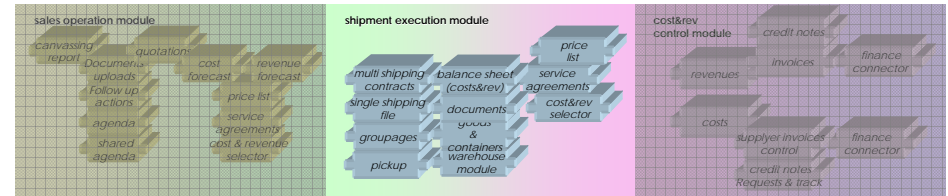


FreightOnWeb copy Running Costs from the shipment to the invoice to match the supplier due amount. The user insert the amount for each invoice's row. Difference between Running and Invoiced amount can be inserted or you can require a Credit Note to supplier. In that case clic the C.N. Request after inserting the invoiced amount. FreightOnWeb will require the CN amount and you will never forgot that credit.

PO outsourcing



PO outsourcing



Purchase order management in Outsourcing

FreightOnWeb let you offer to your customers the outsourcing service of PO management. The customer send you the PO detail and you accomplish the process of delivery goods to the final destination. Often a PO is delivered in various shipping, each with different packing list, values and documentations. You can insert all the data in FreightOnWeb and let the customer to log-in in the public web site of FreightOnWeb to see the situation as a whole or in the detail he needs.

Automatically the system generate the shipping file from the delivery file of the order and let you complete the activities avoiding you a lot of inbound telephone call of the customer to know how and when the goods will arrive him.

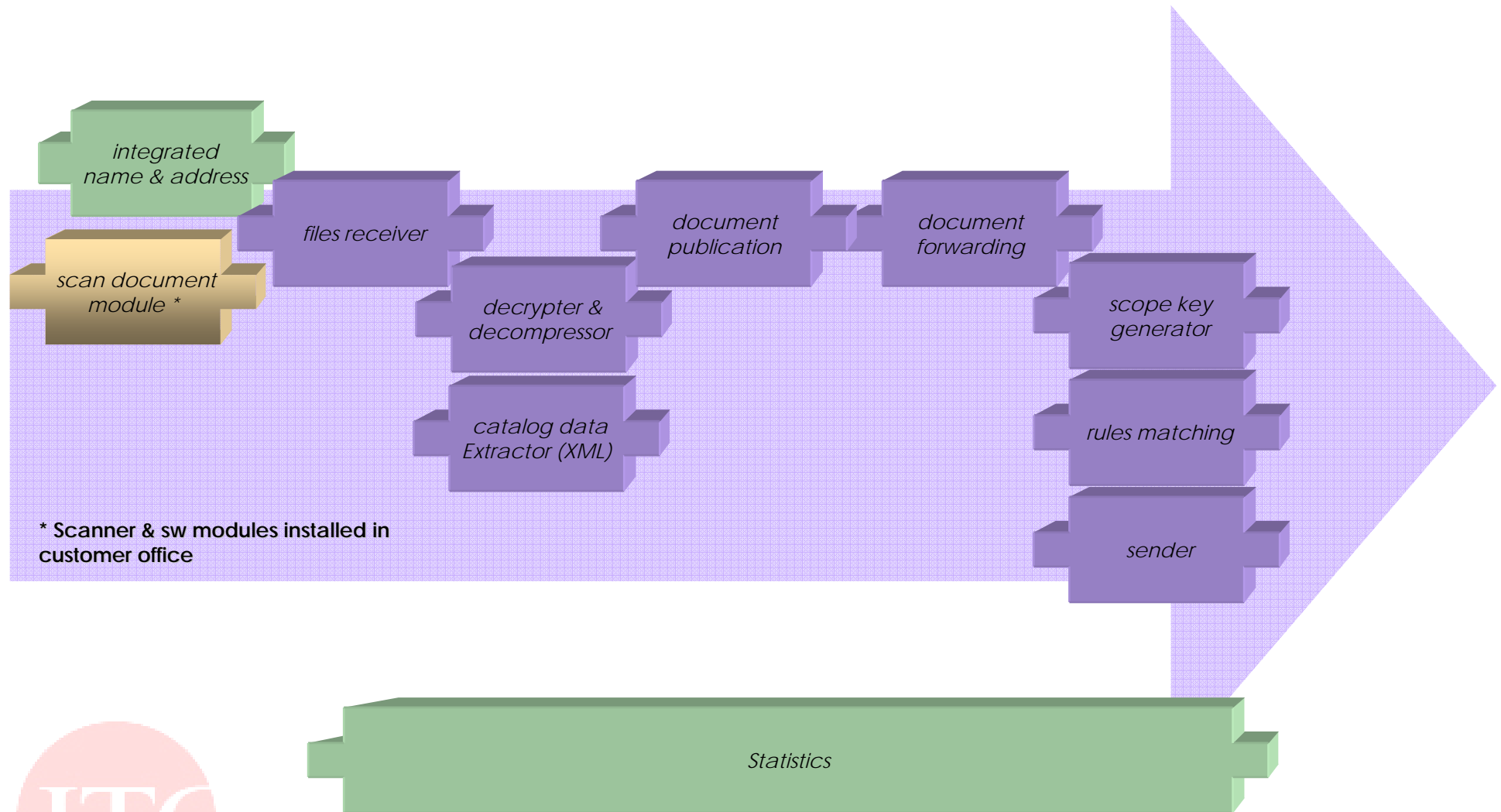
A success story is with Astaldi (www.astaldi.com) or Bayer (www.bayer.com) who are in touch with their shipment all around the world. Astaldi (a main contractor in engineering buidings (Railroads and subways, Streets and motorways, Airports and ports, Bridges, viaducts and tunnels, Hydraulic and hydroelectric projects) keeps update their remote site about the delivery of goods, machinery, ...

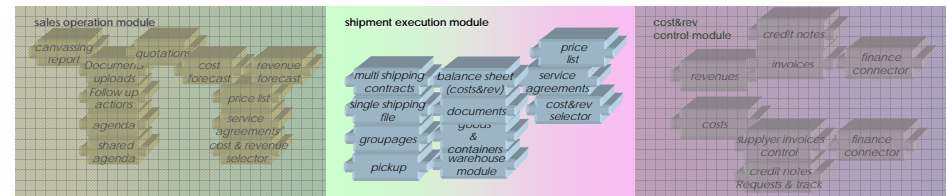
The process to manage the PO is quite fast and for the technology used in FreightOnWeb is rock solid. In the process you can also measure specific key performance indicator to understand points or phases that need your attention.

Numero ODA	Fornitore ODA	Descrizione merce	Data consegna pattuita ODA	Note	Gestione Eventi	User
AQSW123456	BOSSI & C. TRANSITI S.P.A.	Merce di prova	30/12/2005	ODA di prova	12/09/05 14:00:00 Acquisizione	Niki



remote document management





remote document management

Using a standard scanner or a photocopier enabled as a network scanner, the user can upload paper or digital documents on shipments or purchase orders. The user ask to FreightOnWeb a printout of the shipping file with the unique ID. Then he puts the documents after the printout into the network scanner and start the scanner phase. A FreightOnWeb module installed on a PC connected in the customer LAN receive the document images, it splits and encrypts them. It produces an XML file describing the documents and sent all together to FreightOnWeb over an internet connection.

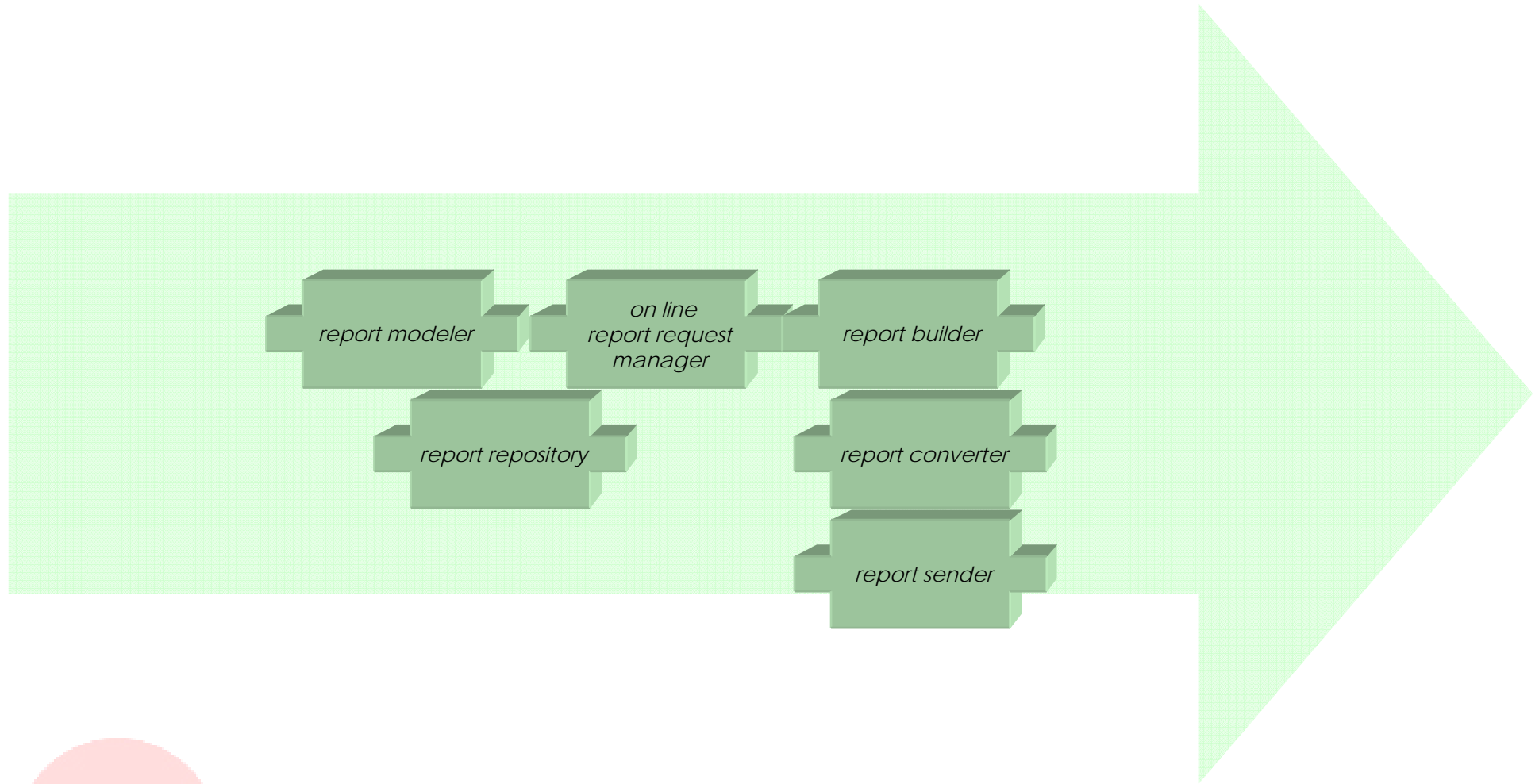
Received files are decrypted, validated and their data are automatically inserted into the shipping file or in the PO file or as a documentation for other entity (billing control). You can choose to let documents visible to your customers or not.

Documents can be divided in categories and the visibility can be decided by category or by single document.

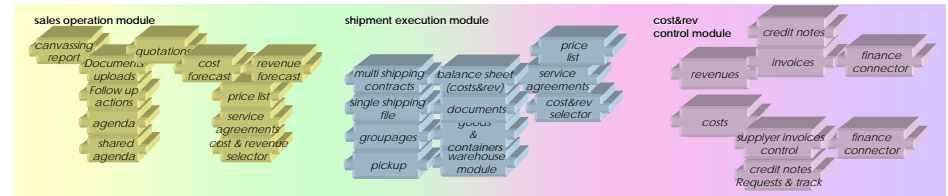
This module relays over a specific implementation (optimization for each customer) and then specific manuals will be produced.



statistics



statistics



Simply log in into the Microstrategy web site (use the link on the FreightOnWeb menù), choose the report you need, compile the cut-off filter (limits of data) and enjoy the report.

MicroStrategy 8 - Microsoft Internet Explorer

Report condivisi Report personali Creazione di report Crea documento Sottoscrizioni Personali Cronologia Preferenze Cerca Guida Logout

FoWCapitalBI

Benvenuto Administrator. (Se non si è Administrator, fare clic qui.)

Visualizza

Report condivisi
Esegui report e condividili con gli altri.

Report personali
Esegui i tuoi report e accedi ai preferiti tramite collegamenti.

Cronologia
Visualizza report e cronologia o eseguiti per te tramite scheda.

Sottoscrizioni Personali
Visualizza e gestisci le tue sottoscrizioni.

Crea

Creazione di report
Crea una tabella o un grafico da zero o sulla base di un template.

Strumenti

Preferenze
Generale, Ricerca cartella, Vista tabella, Vista grafico, Esporta, Strumenti

MicroStrategy 8 - Microsoft Internet Explorer

Report condivisi Report personali Creazione di report Crea documento Sottoscrizioni Personali

FoWCapitalBI > Report condivisi > Bilancio TEUS

Arrivo Proprietario: Administrato Modificato: 18/11/05 16.10.06 Modifica Esporta Sottoscrizioni PDF	Cliente-Nazione Proprietario: Administrato Modificato: 18/11/05 16.17.24 Modifica Esporta Sottoscrizioni PDF
Compagnia di Navigazione Proprietario: Administrato Modificato: 18/11/05 16.10.06 Modifica Esporta Sottoscrizioni PDF	Partenza Proprietario: Administrato Modificato: 18/11/05 16.10.06 Modifica Esporta Sottoscrizioni PDF



statistics – microstrategy modules

